

# APPENDIX E: FUNDING SOURCES

Those seeking to develop, build, maintain and operate projects recommended in this plan will need funding to do so. This appendix provides information on sources of funding available to support these efforts. It includes a general discussion on how and where to apply for grants and a detailed matrix which matches appropriate funding sources with specific types of projects. A list of funding resources at the end of the appendix provides addresses where one can send for more information and conduct further research.

In Southern California, the initial single source of information is:

California Community Foundation (CCF)  
606 South Olive Street  
Los Angeles, CA 90014

The Foundation houses a library of funding information and holds a free class once a week that explains the basics of grant writing and how to use their library.

## THE BASICS OF FINDING FUNDING

During the course of implementing Master Plan recommendations, many different groups will be planning and developing a variety of projects. Likewise, funding for these projects will come from a variety of sources. Scenarios might range from a nonprofit organization which plans a tree planting project, to a school which wants to develop an environmental education program, to a city which desires to undertake a major site construction or clean-up.

Before seeking funds, the project concept should be developed to a point where it's possible to identify one or two specific qualifying categories from the funding matrix. A lead agency or participant should be selected and information on a particular site gathered.

Grants are given because the outcomes and objectives of a program match those of the funder. Private foundations generally make contributions to certain geographic locations, to address issues of importance to them, and are within specific monetary ranges. Government grants are generated by bond issues, initiatives and legislation and are specific in regard to the kinds of projects and organization that are funded.


## FUNDING CATEGORIES

Private Sector Funding offers a diverse and wide ranging resource base from which to choose. The range of funding includes private foundations, local retail or commercial enterprises, and citizen volunteer groups.

- **Private foundations** distribute funds according to their mission statement. Amounts, funding cycles, and criteria for awarding grants vary greatly. By law, these foundations must contribute 5% of their assets annually. Grant guides that categorize foundations by size, location and type can be found at the CCF library mentioned earlier.
- **Large corporations** donate cash in several ways. The public or community relations department may have a program for giving to charities or local projects. An employees' charitable organization may

exist that allows employees through payroll deductions to give to a designated charity that may be matched with funds from the employer. Finally, corporations may set up a private non-profit foundation that is funded from the sponsor corporation but administered separately.

- **Individual contributions** account for about 80% of all private charitable giving in the United States. Local, grass-roots volunteer organization can accomplish a great deal with help and donations from the people in their communities. The first and most important step is often simply to ask.
- **In-kind donations** are materials or services provided by local companies or contractors. For example: local nurseries or suppliers may provide plants or materials at reduced cost, or building contractors may provide expert labor. Corporations have construction equipment or staff who can provide assistance. A first step to see who operates within your community, since they are often the most interested in improving the community while at the same time gaining recognition as good corporate citizens.
- **Service clubs** such as Lion's, Rotary, or Kiwanis often take on local projects and can offer cash donations as well as expertise that resides with the individual members. Cleanup days, planting, and other civic beautification projects can be sponsored by these organizations.
- The following neighborhood groups often fund local grants for various projects:
  - Concerned Citizens of South Central L.A.
  - Green Links, U.S. Forest Service
- These community service organizations often fund grants:
  - Rotary
  - Kiwanis
  - Lions
  - Optimists/Soroptimists
- These foundations often fund grants:
  - The California Community Foundations
  - The Conservation Fund
  - EcoNet Grantmakers List
  - The Foundation Center
  - Mountains Conservancy Foundation
  - The Nature Conservancy
  - Trust for Public Land
  - The Urban League
  - Urban Resource Partnership
- **City & Local Agencies Resources:**
  - Assessment districts
  - Board of Public Works - Special Projects (L.A.)

- 
- Bond issues and initiatives
  - Capital Improvement Programs
  - General Fund
  - Heritage Tree Protection/Relocation Program
  - Joint Powers Authorities
  - Landscaping and Lighting Act of 1972
  - Lease of facilities
  - One percent for art programs
  - Quimby Act/local park obligations
  - Recreation Enterprise fund
  - Redevelopment areas
  - Subdivision process
  - Tax increment
  - Zone Change
- Public Sector Funding are also available from the public sector, although applying for and obtaining them can be a complex process. Generally, many requirements must be met before funds are granted. Several types of county, State and Federal grants are listed in the matrix, but those seeking funds would be wise to do additional research to determine which grant source best fits their specific project.

By Federal legislation, funds may be set aside for specific grants that can be applied for directly, or allocated to states, then further allocated to the local level. Funding may also be created at the county or city level within special districts. Two such funding sources currently available are the County Proposition A Bond Act (1993) and the Federal ISTEA fund program. Both are applicable to Master Plan-type projects and are listed in the matrix. The matrix provides information on project types, grants and the grant sources.

City and local agency resources vary by jurisdiction. The types of funding sources are listed here, but are too numerous to elaborate on. The California Community Foundation listed above can provide specific information about funding resources available in your area.

**MATRIX OF POTENTIAL FUNDING SOURCES**  
 (produced Spring of 1995 - call resources list contact for updates)

| GRANT SOURCE   | Grant Information     | Matching Requirement | Allowance for Maintenance | Land Acquisition | Resource List Number | Project Type | Trails and Greenways | Environmental Restoration & Clean-Ups | Watershed Management & Flood Protection | Housing & Redevelopment | Historic Preservation Arts & Culture |
|--|-----------------------|----------------------|---------------------------|------------------|----------------------|--------------|----------------------|---------------------------------------|---|-------------------------|--------------------------------------|
| <b>Public Sector</b>   | \$ Range of Grant     |                      |                           |                  |                      |              |                      |                                       |   |                         |                                      |
| <b>A. County Sources</b>   |                       |                      |                           |                  |                      |              |                      |                                       |   |                         |                                      |
| <b>Proposition A:</b>  |                       |                      |                           |                  |                      |              |                      |                                       |   |                         |                                      |
| • Specific project allocations   |                       |                      | 10%                       | ✓                | 1                    | ✓            | ✓                    | ✓                                     | ✓                                       |                         | ✓                                    |
| • Competitive grants   | Max. grant to \$500 K | Varies               | 10%                       | ✓                | 1                    | ✓            | ✓                    | ✓                                     | ✓                                       |                         | ✓                                    |
| <b>B. State Sources</b>  |                       |                      |                           |                  |                      |              |                      |                                       |   |                         |                                      |
| California Bikeways Act, Bike Lane Account, CALTRANS   | \$90,000 max.         | 10%                  |                           |                  | 2                    |              |                      |                                       |   |                         |                                      |
| California Wildlife, Costal & Parkland Conservation Bond Act, CA Dept. of Parks & Recreation |                       |                      |                           |                  | 3                    | ✓            | ✓                    |                                       |   |                         |                                      |
| Cigarette & Tobacco Tax Initiative, Environmental License Plates                             |                       | 50%                  |                           | ✓                | STATE                |              |                      |                                       |   |                         |                                      |
| Congestion Relieve (FCR) Funds   |                       | 50%                  |                           |                  | 2                    |              | ✓                    |                                       |   |                         |                                      |
| Environmental Enhancement & Mitigation Program, CALTRANS                                     | \$500,000 max.        | advisable            |                           | ✓                | 4                    | ✓            | ✓                    | ✓                                     |   |                         | ✓                                    |
| Environmental Water Program, CA Dept. of Water Resources                                     |                       | 50%                  |                           | ✓                | 5                    |              |                      | ✓                                     |   |                         |                                      |

## MATRIX OF POTENTIAL FUNDING SOURCES

(produced Spring of 1995 - call resources list contact for updates)

| GRANT SOURCE   | Grant Info                   |                         | Project Types             |                  | Project Types        |                                | Project Types        |                                       | Project Types                           |                         | Project Types                        |  | Project Types |   |
|--|------------------------------|-------------------------|---------------------------|------------------|----------------------|--------------------------------|----------------------|---------------------------------------|---|-------------------------|--------------------------------------|--|---------------|---|
|  | \$ Range of Grant            | Matching Requirement    | Allowance for Maintenance | Land Acquisition | Resource List Number | Parks, Recreation & Open Space | Trails and Greenways | Environmental Restoration & Clean-Ups | Watershed Management & Flood Protection | Housing & Redevelopment | Historic Preservation Arts & Culture |  |               |   |
| <b>Public Sector</b>   |                              |                         |                           |                  |                      |                                |                      |                                       |   |                         |                                      |  |               |   |
| Fish & Wildlife Enhancement Bond Act (Prop 19), CA Dept. of Fish & Game            |                              |                         |                           |                  | 6                    |                                |                      | ✓                                     |   |                         |                                      |  |               |   |
| Gasoline Tax (Prop 117)  |                              | 50%                     |                           | ✓                | STATE                |                                |                      | ✓                                     |   |                         |                                      |  |               |   |
| Habitat Conservation Fund, CA Dept. of Parks & Recreation                          |                              | 50%                     |                           |                  | 7                    | ✓                              | ✓                    | ✓                                     | ✓                                       |                         |                                      |  |               |   |
| Inland Fisheries Division Grant Program, CA Dept. of Fish & Game                   |                              |                         |                           |                  | 8                    |                                |                      | ✓                                     |   |                         |                                      |  |               |   |
| Intermodal Surface Transportation Efficiency Act (ISTEA), CALTRANS                 | \$1,000,000 max              | 20%                     |                           |                  | 9                    |                                |                      |                                       |   |                         |                                      |  |               | ✓ |
| Land & Water Conservation Fund, CA Dept. of Parks & Recreation                     |                              | 50%                     |                           | ✓                | 10                   | ✓                              | ✓                    |                                       |   |                         |                                      |  |               |   |
| National Recreation Trails Fund Act, CA Dept. of Parks & Recreation                |                              |                         |                           |                  | 10                   |                                | ✓                    |                                       |   |                         |                                      |  |               |   |
| Non-Point Source Implementation Grant Program, State Water Resources Control Board |                              |                         |                           |                  | 11                   |                                |                      | ✓                                     | ✓                                       |                         |                                      |  |               |   |
| Shoreline Access Grants, State Coastal Conservancy                                 | \$50,000                     | advisable               |                           | ✓                | 12                   | ✓                              | ✓                    | ✓                                     | ✓                                       |                         |                                      |  |               |   |
| Transportation Department Act, CA Transportation Commission                        |                              |                         |                           |                  | 13                   |                                | ✓                    |                                       |   |                         |                                      |  |               |   |
| Urban Forestry Grant Program, CA Dept. of Forestry & Fire Protection               | \$40,000                     |                         |                           |                  | 14                   |                                |                      | ✓                                     |   |                         |                                      |  |               |   |
| Urban Stream Restoration Program, CA Dept. of Water Resource                       | \$10 K - \$50 K; \$200 K max | Partner with non-profit |                           |                  | 15                   | ✓                              |                      |                                       | ✓                                       |                         |                                      |  |               |   |

## MATRIX OF POTENTIAL FUNDING SOURCES

(produced Spring of 1995 - call resources list contact for updates)

| GRANT SOURCE  | Grant Info                             | Matching Requirement               | Allowance for Maintenance | Land Acquisition | Resource List Number | Project Types | Trails and Greenways | Environmental Restoration & Clean-Ups | Watershed Management & Flood Protection | Housing & Redevelopment | Historic Preservation Arts & Culture |
|---|--|------------------------------------|---------------------------|------------------|----------------------|---------------|----------------------|---------------------------------------|---|-------------------------|--------------------------------------|
| <b>Public Sector</b>  |  |                                    |                           |                  |                      |               |                      |                                       |   |                         |                                      |
| Water Quality Management Planning, State Water Resources Control Board                            | \$ Range of Grant                      |                                    |                           |                  | 11                   |               |                      | ✓                                     | ✓                                       |                         |                                      |
| Vehicle Registration Surcharge, Air Quality Management District                                   |  |                                    |                           |                  | STATE                |               | ✓                    |                                       |   |                         |                                      |
| <b>C. Federal Sources</b>   |  |                                    |                           |                  |                      |               |                      |                                       |   |                         |                                      |
| Costal Wetlands Planning, Protection, and Restoration Act, U.S. Fish & Wildlife Service           | \$50,000 max                           | 50%                                | ✓                         | ✓                | 16                   |               |                      | ✓                                     |   |                         |                                      |
| Costal Zone Management Administration Award, National Oceanic & Atmospheric Administration        | \$450,000 - \$2,000,000                |                                    |                           |                  | 17                   |               |                      | ✓                                     |   |                         |                                      |
| Costal Zone Management Estuarine Research Reserves, National Oceanic & Atmospheric Administration | \$10,000 - \$400,000                   | 30% -50%                           | ✓                         | ✓                | 18                   |               |                      | ✓                                     |   |                         |                                      |
| Community Development Block Grant Entitlement Program, U.S. Dept. of Housing & Urban              | Apply through local office             |                                    |                           |                  | 19                   | ✓             |                      |                                       |   | ✓                       |                                      |
| Cooperative Agreements for Research in Public Lands Management, Bureau of Land                    |  | BLM must be substantially involved |                           |                  | 20                   | ✓             | ✓                    | ✓                                     | ✓                                       |                         |                                      |
| Cooperative Forestry Assistance, Forest Service   | \$25,000- \$6,000,000; avg \$1,000,000 | 20%                                |                           |                  | 21                   | ✓             | ✓                    | ✓                                     | ✓                                       |                         |                                      |

**MATRIX OF POTENTIAL FUNDING SOURCES**  
(produced Spring of 1995 - call resources list contact for updates)

| GRANT SOURCE   | Grant Information                  |  | Matching Requirement | Allowance for Maintenance | Land Acquisition | Resource List Number | Project Types                                    | Trails and Greenways | Environmental Restoration & Clean-Ups | Watershed Management & Flood Protection | Housing & Redevelopment | Historic Preservation Arts & Culture |  |
|--|------------------------------------|--|----------------------|---------------------------|------------------|----------------------|--|----------------------|---------------------------------------|---|-------------------------|--------------------------------------|--|
|  | \$ Range of Grant                  |  |                      |                           |                  |                      |  |                      |                                       |   |                         |                                      |  |
| <b>Public Sector</b>   |                                    |  |                      |                           |                  |                      |  |                      |                                       |   |                         |                                      |  |
| Design Arts Program, National Endowment for the Arts   | \$500,000                          |  | 50%                  |                           |                  | 22                   |  |                      |                                       |   |                         | ✓                                    |  |
| Disposal of Federal Surplus Real Property for Parks, Recreation, and Historic Monuments, National Park Service |                                    |  |                      |                           | ✓                | 23                   | ✓  |                      |                                       |   |                         |                                      |  |
| Environmental Education Grants, U.S. Environmental Protection Agency   |                                    |  |                      |                           |                  | 24                   | ✓  | ✓                    |                                       | ✓                                       |                         |                                      |  |
| Hazard Mitigation Assistance, Federal Emergency Management Agency  | \$5,000 - \$250,000                |  |                      |                           |                  | 25                   | Education component of a project could be funded |                      |                                       |   |                         |                                      |  |
| Highway Planning and Construction, Federal Highway Administration  | \$5,000 - \$20,000                 |  |                      |                           |                  | 26                   |  |                      |                                       |   |                         |                                      |  |
| Land & Water Conservation Fund, National Park Service  |                                    |  |                      |                           |                  | 27                   | ✓  |                      |                                       |   |                         |                                      |  |
| National Estuary Program, Environmental Protection Agency  | \$10,000- \$795,000; avg \$70,000  |  | 25%                  |                           | ✓                | 28                   | ✓  |                      |                                       |   |                         |                                      |  |
| National Park Service Challenge Cost-Share Program, National Park Service                                      | \$40,000                           |  | 50%                  |                           |                  | 29                   |  | ✓                    |                                       | ✓                                       |                         |                                      |  |
| National Recreation Trails Program, Federal Highway Administration   | \$70,000- \$400,000; avg \$140,000 |  |                      |                           | ✓                | 30                   | ✓  |                      |                                       |   |                         |                                      |  |
| Recreation & Cultural Resource Management, Bureau of Land Management   | \$300- \$125,000; avg \$26,000     |  |                      | ✓                         |                  | 31                   | ✓  |                      |                                       |   |                         | ✓                                    |  |

## MATRIX OF POTENTIAL FUNDING SOURCES

(produced Spring of 1995 - call resources list contact for updates)


| GRANT SOURCE   | GRANT TYPE   | Matching Requirement | Allowance for Maintenance | Land Acquisition       | Resource List Number | Project Types | Trails and Greenways | Environmental Restoration & Clean-Ups | Watershed Management & Flood Protection | Housing & Redevelopment | Historic Preservation Arts & Culture |
|--|--|----------------------|---------------------------|------------------------|----------------------|---------------|----------------------|---------------------------------------|---|-------------------------|--------------------------------------|
| <b>Public Sector</b>   |  |                      |                           |                        |                      |               |                      |                                       |   |                         |                                      |
| Resource Conservation & Development, Soil Conservation Service                 | \$ Range of Grant<br>Varies, also advisory service | ✓                    |                           | ✓                      | 32                   | ✓             |                      | ✓                                     | ✓                                       |                         | ✓                                    |
| Small Reclamation Projects, Bureau of Reclamation                              | Varies, also loans                                 | 50%                  |                           |                        | 33                   | ✓             |                      | ✓                                     |   |                         |                                      |
| Surface Transportation Program, Federal Highway Administration                 | See State ISTEA                                    |                      |                           |                        | 34                   |               |                      |                                       |   |                         |                                      |
| Urban Park and Recreation Recovery Program, National Park Service              | Varies by year                                     | 30%                  | ✓                         |                        | 35                   | ✓             |                      |                                       |   | ✓                       | ✓                                    |
| USDA Forest Service Challenge Cost Share Program, U.S. Dept. of Agriculture    | Varies   | 50%                  |                           |                        | 36                   | ✓             |                      |                                       |   |                         | ✓                                    |
| Water Bank Program and Wetland Reserve Program, U.S. Department of Agriculture | \$7- \$66/acre                                     |                      |                           | For private landowners | 37                   |               |                      |                                       |   |                         |                                      |
| Watershed Protection and Flood Protection, Soil Conservation Service           | Varies, also advisory service                      | ✓                    |                           |                        | 38                   | ✓             |                      | ✓                                     |   |                         |                                      |
| Water Quality Management Planning, Environmental Protection Agency             | See State Water Quality Management Planning        |                      |                           |                        | 39                   |               |                      |                                       |   |                         |                                      |
| Los Angeles Urban Resources Partnership  | \$500 min. to \$50 K max. Fed. share               | 50%                  |                           |                        | 40                   | ✓             | ✓                    | ✓                                     | ✓                                       |                         |                                      |





# FUNDING RESOURCE LIST


(NUMBERS CORRESPOND TO FUNDING MATRIX)

1. Los Angeles County Regional Park and Open Space District  
433 South Vermont Avenue  
Los Angeles, CA 90020  
(213) 738-2961
2. State of California  
Department of Transportation  
1120 N Street  
Sacramento, CA 95814-5690  
(916) 445-6314
3. California Department of Parks & Recreation  
Habitat Conservation Fund  
P.O. Box 942896  
Sacramento, CA 94296-0007  
(916) 653-8776
4. State of California Resources Agency  
1416 Ninth Street, Suite 1311  
Sacramento, CA 95814  
(916) 653-5674
5. California Department of Water Resources  
1020 9th Street  
Sacramento, CA 95814
6. California State Department of Fish & Game  
1416 Ninth Street  
Sacramento, CA 95814
7. California Department of Parks & Recreation  
Local Assistance Section  
1416 Ninth Street, Room 1449-1  
Sacramento, CA 94296-0001
8. California State Department of Fish & Game  
Inland Fisheries Division  
1416 Ninth Street  
Sacramento, CA 95814
9. California Department of Transportation  
Division of Transportation Facilities Management  
1120 N Street, Room 5306  
Sacramento, CA 95814

- 
10. California Department of Parks & Recreation  
Local Assistance Section  
P.O. Box 942896  
Sacramento, CA 94296-0001
  11. State Water Resources Control Board  
Division of Water Quality  
901 P Street  
P.O. Box 100  
Sacramento, CA 95801-0100  
(916) 322-2867
  12. State Coastal Conservancy  
1330 Broadway, 11th Floor  
Oakland, CA 94612
  13. Division of Mass Transportation Assistance  
California Transportation Commission  
Sacramento, CA 95814
  14. Department of Forestry & Fire Protection  
1416 9th Street  
Sacramento, CA 95814
  15. Califormto, CA 94236-0001  
(916) 327-1664
  16. U.S. Fish & Wildlife Service  
U.S. Department of the Interior  
Washington, DC 20240  
(703) 358-2156
  17. Coastal Programs Division  
Office of Ocean & Coastal Resource Management  
National Oceanic & Atmospheric Administration  
U.S. Department of Commerce  
1825 Connecticut Avenue, NW  
Washington, DC 20235  
(202) 606-4158
  18. Sanctuaries & Reserve Division  
Office of Ocean & Coastal Resource Management  
National Ocean Service  
National Oceanic & Hemospheric Administration  
U.S. Department of Commerce  
1825 Connecticut Avenue, NW Room 714  
Washington, DC 90235  
(202) 606-4122

- 
19. Entitlement Community Division  
Office of Block Grant Assistance  
Community Planning & Development  
U.S. Department of Housing & Urban Development  
451 7th Street  
Washington, DC 20410  
(202) 708-1577
  20. Resources Sciences Staff  
Bureau of Land Management (709)  
U.S. Department of the Interior  
Washington, DC 20240  
(202) 653-9200
  21. State & Private Forestry  
Forest Service  
U.S. Department of Agriculture  
P.O. Box 96090  
Washington, DC 20090  
(202) 205-6090
  22. Design Arts Program  
National Endowment for the Arts  
1100 Pennsylvania Avenue, NW  
Washington, DC 20506
  23. National Park Service  
Recreation Resource Assistance Division  
U.S. Department of the Interior  
P.O. Box 37127  
Washington, DC 20013-7127  
(202) 343-3759
  24. Environmental Education Specialist  
Office of Environmental Education (AI07)  
U.S. Environmental Protection Agency  
401 M St., SW  
Washington, DC 20460  
(202) 260-3335
  25. Hazard Mitigation Branch  
Disaster Assistance Programs  
Federal Emergency Management Agency  
500 C Street, SW  
Washington, DC 20472  
(202) 646-4173

- 
26. **Federal Lands Highway Administrator**  
400 7th Street, SW  
Washington, DC 20590  
(202) 366-9494
  27. **Recreation Grants Division**  
National Park Service  
U.S. Department of the Interior  
P.O. Box 37127  
Washington, DC 20013-7127  
(202) 343-3700
  28. **Oceans & Coastal Protection Division**  
Office of Wetlands, Oceans & Watershed Protection (WH-556F)  
Environmental Protection Agency  
Washington, DC 20460  
(202) 260-6502
  29. **National Park Service**  
Challenge Cost-Share Program  
P.O. Box 37127  
Washington, DC 20013-7127  
(202) 208-4581
  30. **Office of Environment & Planning**  
Federal Highway Administration  
400 7th Street, SW  
Washington, DC 20590  
(202) 366-2951
  31. **Branch of Recreation Resources**  
Bureau of Land Management (WO 271)  
1849 C Street NW  
Washington, DC 20240  
(202) 653-8828
  32. **Soil Conservation Service**  
U.S. Department of Agriculture  
P.O. Box 2890  
Washington, DC 20013  
(202) 720-4527
  33. **Bureau of Reclamation**  
U.S. Department of the Interior  
Washington, DC 20240  
(202) 208-3014

- 
34. **Office of Engineering**  
Federal Highway Administration  
Room 3134 (HNG 10)  
400 7th Street SW  
Washington, DC 20590  
(202) 366-0494
  35. **Recreation Grants Division**  
National Park Service 783  
P.O. Box 37127  
Washington, DC 20013-7127  
(202) 343-3700
  36. **U.S. Department of Agriculture**  
Forest Service - Recreation  
P.O. Box 96090  
Washington, DC 20013-6090  
(202) 205-1035
  37. **Agriculture Stabilization & Conservation Service**  
U.S. Department of Agriculture  
P.O. Box 2415  
Washington, DC 20013  
(202) 720-6221
  38. **Soil Conservation Service**  
U.S. Department of Agriculture  
P.O. Box 2890  
Washington, DC 20013  
(202) 720-4527
  39. **Assessment & Watershed Protection Division (WH-553)**  
Office of Water  
Environmental Protection Agency  
401 M Street, SW  
Washington, DC 20460  
(202) 260-7103
  40. **Los Angeles Urban Resources Partnership**  
201 North Figueroa Street, Suite 200  
Mail Stop 177  
Los Angeles, CA 90012  
(213) 580-1055